

GL290

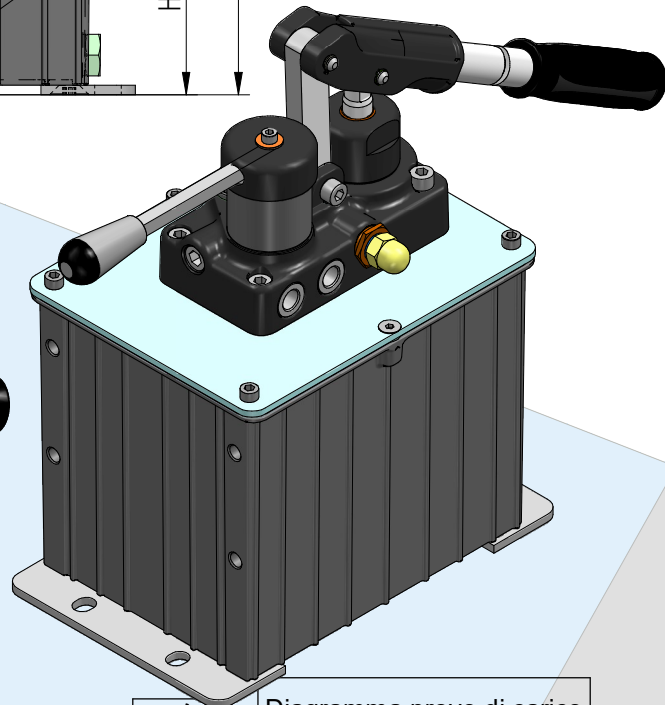
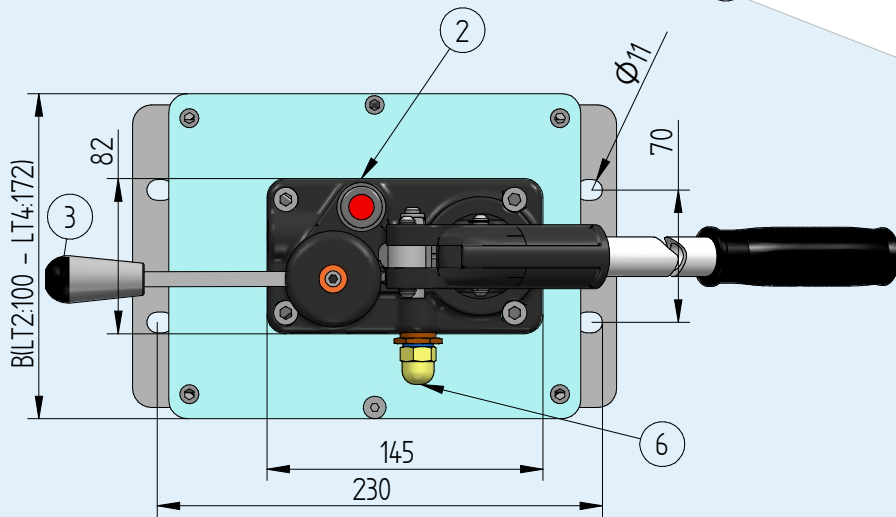
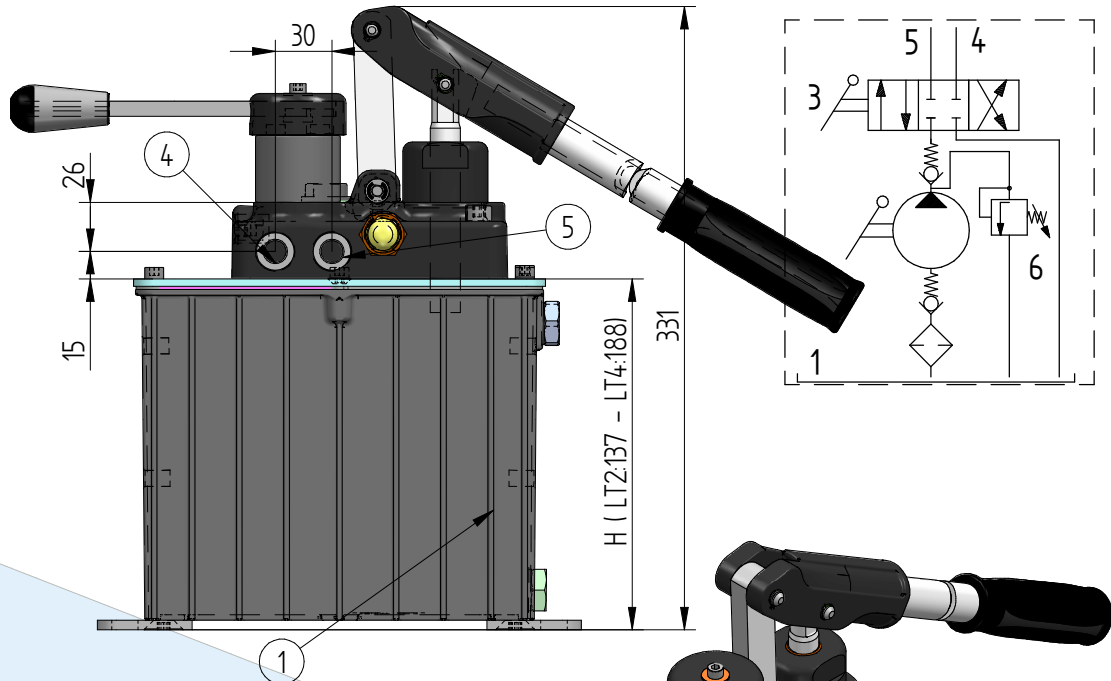
Aluminium body

Funzionamento a doppio effetto per cilindro a doppio effetto
Double-stroke for a double acting cylinder



Descrizione / Codice Description / Code	GL 290
OIL TANK	1
FILLER PLUG	2
OIL FLOW DIVERTER LEVER	3
4 - Pressure porte	1/4 GAS
5 - Pressure porte	1/4 GAS
PRESSURE RELIEF VALVE	6

TIPO TYPE	Cilindrata Flow (cc)	Pressione massima Max pressure (bar)	Peso Weight (Kg) Pump
GL290-17	11	380	3,8
GL290-20	16	280	3,9
GL290-25	25	180	4,0
GL290-28B2	150		4,1
GL290-35	50	100	4,2
Oil tank Lt2			2,2
Oil tank Lt4			2,6



Codice di ordinazione - Ordering code

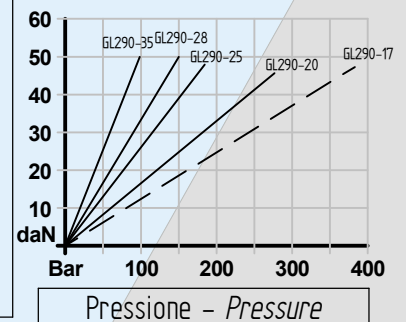
GL290-	Option 1	17	-DV-	Option 2	S2
		20			S4
		25			
		28			
		35			

Option 1 Displacement	
17	11 cc
20	16 cc
25	25 cc
28	32 cc
35	50 cc

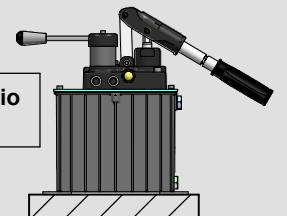
Option 2 Oil tank	
S2	2 Litres Oil tank
S4	4 Litres Oil tank

Sforzo con leva 430 mm
Working effort with 430 mm hand lever

Diagramma prove di carico
Load curve



Montaggio
Mounting



G.L. HYDRAULIC S.R.L.

Via Statale, 249 - 44047 Terre del Reno (FE) - Italy

Phone: +39(0)516828230 - E-mail: staff@glhydraulic.it - www.glhydraulic.it

C.F. - P.I. : IT01808760357

Dati tecnici indicativi e non impegnativi.
L'azienda si riserva di apportare modifiche in qualsiasi momento e senza preavviso.
Technical data not binding. Modifications reserved without prior notice.